



Community Rugby
NEW ZEALAND'S BIGGEST TEAM



YEARS 1-3
.....
Activity Book

Name:

Class:



Table of Contents

ACTIVITY 1:	Top Ten	1
ACTIVITY 2:	My Sports Hero	2
ACTIVITY 3:	Comparing Heroes	3
ACTIVITY 4:	I Like to Play	4
ACTIVITY 5:	Our Event	5
ACTIVITY 6:	What Was Fun?	6
ACTIVITY 7:	Tell Us All about It!.....	7
ACTIVITY 8:	Guests Can Become Friends	8
ACTIVITY 9:	Who Is My Friend?	9
ACTIVITY 10:	Making Friends	10
ACTIVITY 11:	My Job	11
ACTIVITY 12:	Playing as a Team	12
ACTIVITY 13:	Being a Team Player	13
ACTIVITY 14:	Make It Better!	14
ACTIVITY 15:	Circle It!	15
ACTIVITY 16:	Then and Now	16

ACKNOWLEDGMENTS

Thanks to the writers and designers who worked on the Rugby World Cup 2011 education resources for teachers and students. With thanks to Auckland Tourism, Events and Economic Development.

The Ministry of Education's series Building Conceptual Understandings in the Social Sciences (BCUSS) is the key resource referred to in the teachers' notes. The series is designed to help teachers of levels 1–5 support their students' conceptual learning in social studies. Publications in the series have been developed by teachers and other education experts, drawing on recent research. The series is available at the Ministry of Education's website Social Sciences Online: <http://ssol.tki.org.nz>

The RWC 2011 event mark is protected by trademark and/or copyright: TM © RWC Limited 2008. The Community Rugby mark is protected by trademark and/or copyright: TM © NZRU 2010. Published 2011 for NZ 2011, the New Zealand Rugby Union, Rugby New Zealand 2011, and the Ministry of Education by Learning Media Limited, Box 3293, Wellington 6140, New Zealand, www.learningmedia.co.nz

Design by Rugby New Zealand 2011.

All rights reserved. Enquiries should be made to the publisher.

ISBN 978 0 7903 3766 1

ACTIVITY 1 Top Ten



You have been discussing the kinds of qualities that heroes have. Choose ten hero qualities from your class list and put them in the ranking ladder. Put the most important at the top.

..... ①	
..... ②	
..... ③	
..... ④	
..... ⑤	
..... ⑥	
..... ⑦	
..... ⑧	
..... ⑨	
..... ⑩	

FOCUS QUESTIONS

- ★ What is a hero?
- ★ Who are your heroes?



ACTIVITY 2

My Sports Hero

Who is your sports hero?

Draw a picture of this person in the middle circle.

Then in each box write a word or sentence that says why you think this person is a hero.

My sports hero is

He or she plays

The worksheet template consists of a central circle labeled "My Hero". Four arrows point from this central circle to four surrounding rectangular boxes, intended for writing reasons why the hero is a hero. Above the central circle is a large empty rounded rectangle for drawing a picture of the hero. Below the central circle are two more empty rounded rectangles. The entire page is set against a green background with a grass border at the bottom.

FOCUS QUESTIONS

- ★ Who are your heroes?
- ★ Who are the sports heroes in your class, your community, and your country?

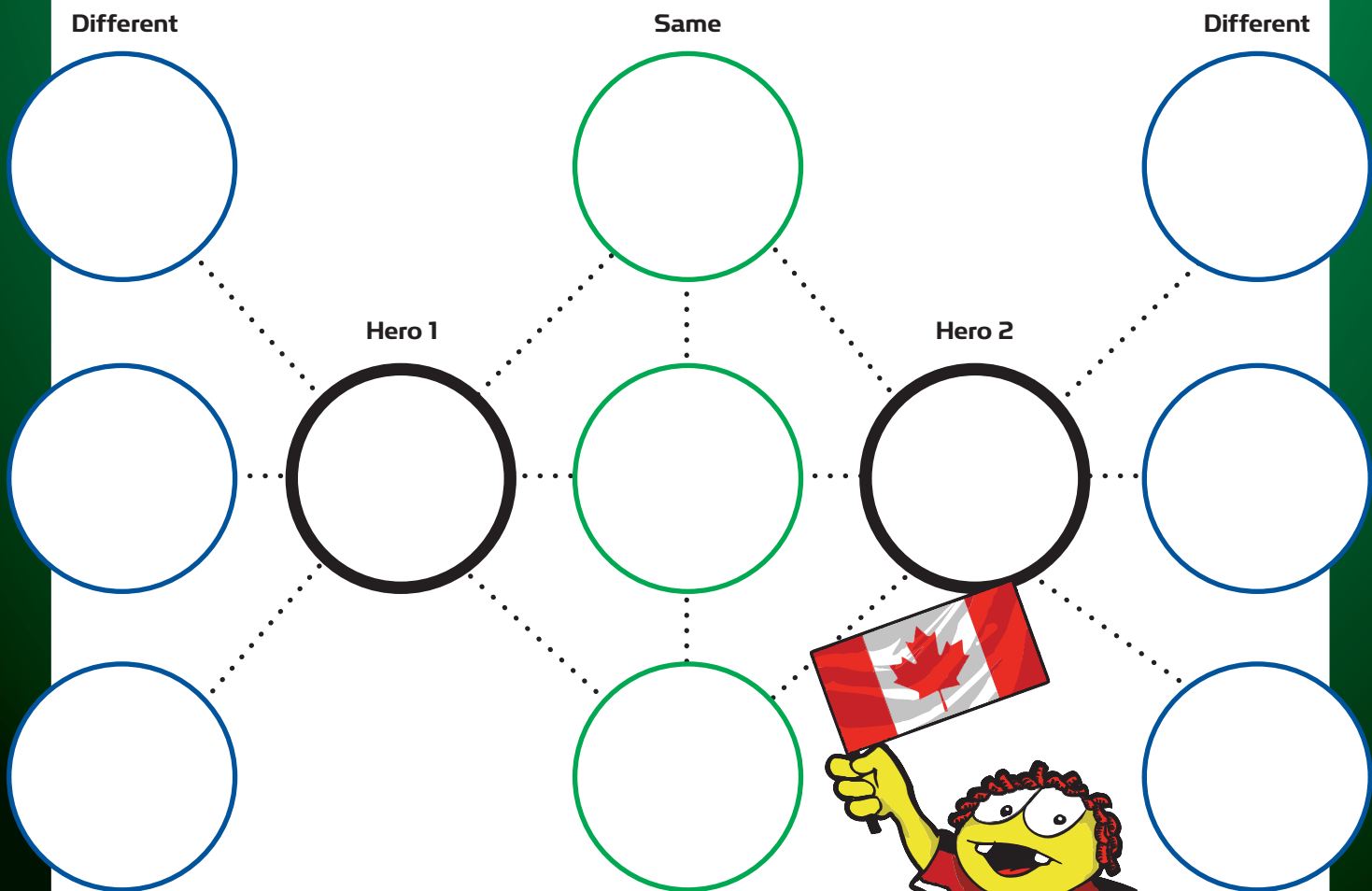
ACTIVITY 3

Comparing Heroes



Choose two of your sports heroes.
Use the double-bubble chart below to show how your heroes are the same or different.

Your teacher will tell you how to fill in the chart.



FOCUS QUESTIONS

- ★ Who are your heroes?
- ★ Who are the sports heroes in your class, your community, and your country?
- ★ What are the similarities and differences between your heroes?



ACTIVITY 4

I Like to Play

Choose a sport or activity you like to play with your friends or whānau/family. In the spaces below, write words or sentences that explain why the game is important to you.

I like to play it
with my

It helps me
improve my

I like to play

It makes me feel

about myself.

It makes me feel

about the
people I play
it with.

FOCUS QUESTIONS

- ★ What sports do you play?
- ★ Why are these sports important to you?



ACTIVITY 5 Our Event



RWC 2011 is the largest event that New Zealand has ever hosted. A huge event like this takes a lot of planning. Think about the special event you are planning.

- How will you make it fun?
- What will you do to make your visitors welcome?
- Write your ideas or draw pictures in the spaces below.

We will invite:

We will have these activities:

Our Event

Jobs that have to be done:

My own jobs:

FOCUS QUESTIONS

- ★ Who are we going to invite?
- ★ How can we make sure they have fun?
- ★ What jobs need to be done for our event?
- ★ Who will do them?



ACTIVITY 6

What Was Fun?

Think about your special event.

Choose three things that were fun 😊 and say why.

Choose three things that were not fun 😞 and say why.



.....

.....

.....

.....



.....

.....

.....

.....



.....

.....

.....

.....



.....

.....

.....

.....



.....

.....

.....

.....



.....

.....

.....

.....

FOCUS QUESTIONS

- ★ What were the good and not-so-good things about hosting our event?
- ★ How did you make sure the event was fun and went smoothly?

ACTIVITY 7 Tell Us All about It!



You are going to talk with someone about hosting a big event, such as a community fair, an important hui, a sports exchange between local schools, or a regional competition.

Write six questions you want to ask this person.

We are going to talk to

These are the six questions I want to ask:

Question 1

.....
.....
.....

Question 2

.....
.....
.....

Question 3

.....
.....
.....

Question 4

.....
.....
.....

Question 5

.....
.....
.....

Question 6

.....
.....
.....

FOCUS QUESTIONS

- ★ What were the good and not-so-good things about hosting the event?
- ★ How did you make sure the event was fun and went smoothly?
- ★ How could you have made the event even better?



ACTIVITY 8

Guests Can Become Friends

Think about how you felt towards your guests before the event. How do you feel about them now? Write your ideas or draw pictures in the boxes below.

Before the event, when I met our guests:

I would say:



Now when I meet our guests:

I would say:

I would hear:



I would hear:

I would do:



I would do:

I would see:



I would see:

FOCUS QUESTIONS

- ★ How did hosting your event change your relationships with the visitors?
- ★ How can we continue to be friends with visitors after they have gone?

ACTIVITY 9 Who Is My Friend?



My friend from the event is

He or she is my friend because

In each of the boxes below, write down one thing you can do to make sure you stay friends.

You can write a word with a picture, or you can write a sentence.

I can stay friends by:



I can stay friends by:

I can stay friends by:



FOCUS QUESTION

★ How can we continue to be friends with visitors after they have gone?

ACTIVITY 10

Making Friends

What can we do that will help us and others make friends with people visiting for RWC 2011?

Use the spaces below to write a word or sentence or draw a picture.

At our kura/
school, we could:

Our whānau/
family could:

In the community,
we could:



FOCUS QUESTION

- ★ How can we continue to be friends with visitors after they have gone?

ACTIVITY 11 My Job



What was your job for the class event?

Write four things you had to do. You could draw pictures if you want to.

Write or draw what would have happened if you didn't do your job well.

Then say why you think your job was important.



My job was:

.....

I had to do these things

1.

2.

3.

4.

If I didn't do these things, what might have happened?

I think my job was important because:

FOCUS QUESTION

★ What was your job for your class event?



ACTIVITY 12

Playing as a Team

Your teacher will organise a game for you to play, then you can fill out the chart below.

- What was the game you played together?
- Did you play in a position? What was it called?
- What special things did you have to do?
- What happened when you forgot to be a team player?

We played:

My position was:

I had to do these things

1.

2.



I helped the team by:

Other members of the team helped me by:

FOCUS QUESTIONS

- ★ Why is it important to work together as a team?
- ★ What would happen if you didn't do your job well?

ACTIVITY 13

Being a Team Player



We all belong to some kind of team. Our whānau and family are sometimes the first “team” we belong to. Sports, like Rugby or netball, and cultural groups, such as kapa haka, are about being part of a team. School productions and being part of school, iwi, and community groups are, too.

Each member of the team has a role or job to do. When you belong to a team, everyone is important. Each person helps the team to perform within the rules and to have fun. Draw a picture and write words that show why it’s important to be a good team player.

.....

.....

.....



FOCUS QUESTION

★ Why is it important to work together as a team?

ACTIVITY 14

Make It Better!

We want our classroom to show visitors our class values –
ngā uara me ngā waiaro.

- Choose an area that could be improved.
- Think of some ways to solve the problem.
- What will the outcomes be?
- Choose the best way to solve the problem.



	Problem	
Option 1	Option 2	Option 3
Outcome 1	Outcome 2	Outcome 3

The best choice is:

FOCUS QUESTIONS

- ★ What does it mean to be a member of your class?
- ★ What are your class values?
- ★ What parts of your classroom show your class values?
- ★ How could you change parts of your class so it better reflects your class values?



ACTIVITY 15

Circle It!



Draw pictures or use words in the spaces below to show the sports and games played by people in your class. Do you think your grandparents would have played these sports when they were children?

Draw a circle around each picture to show what you think.



= Yes



= Not Sure



= No

FOCUS QUESTIONS

- ★ What sports do we play?
- ★ What sports were played in the past?
- ★ Why have sports changed over the years?

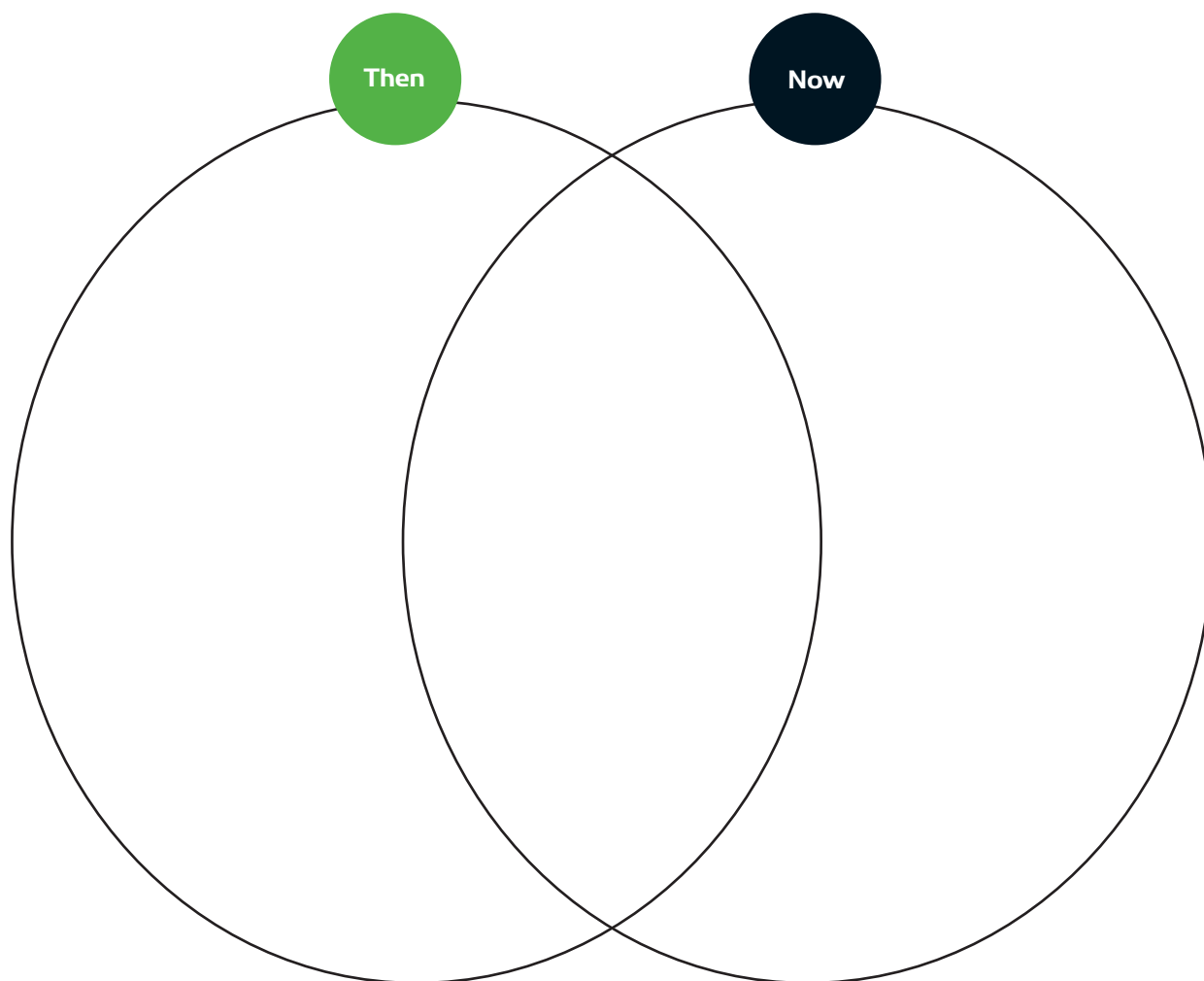


ACTIVITY 16

Then and Now

You have been talking about how sport has changed since your grandparents were children. In the circles, write or draw what you would see in a Rugby game today and when your grandparents were children.

In the middle, show the things that would be the same in both times.




FOCUS QUESTIONS

- ★ Why have sports changed over the years?
- ★ What sports were played in the past?





Notes



Useful Websites

www.rugbyworldcup.com/kidzone

www.ruggerland.co.nz

www.irb.com

www.nz2011.govt.nz

www.sparc.org.nz

www.knzb.org.nz

www.nzrugby.co.nz



ISBN 978-0-7903-3766-1



9 780790 337661